

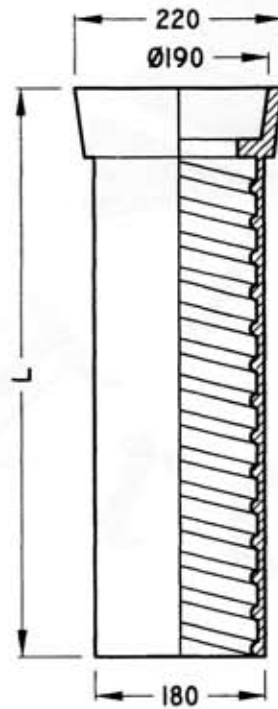
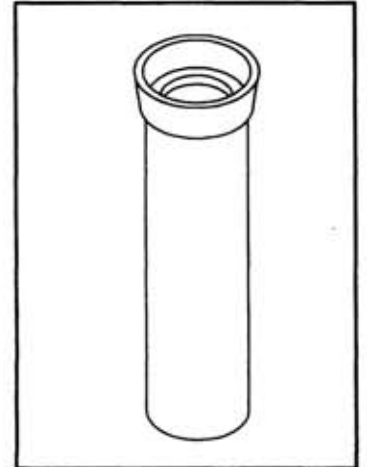
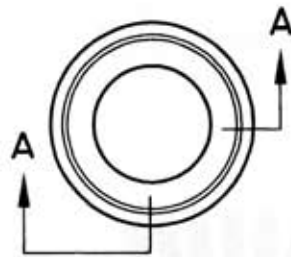


Please note that drawings are approximate and not to be used for engineering purposes – please contact us for specific dimensions.

## VALVE BOX B TOP SECTION

B-VB

PLAN



TOP SECTION LENGTH ARE 600, 900 AND 1200MM

SECTION A-A

MEASUREMENTS IN MILLIMETERS

**TROJAN INDUSTRIES INC.**  
CALGARY • EDMONTON, ALBERTA